



# AiM MXS Strada

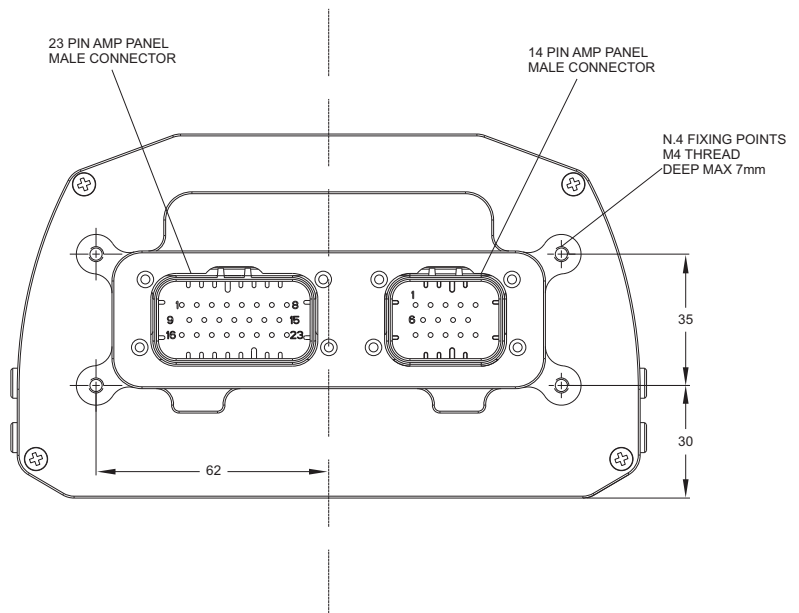
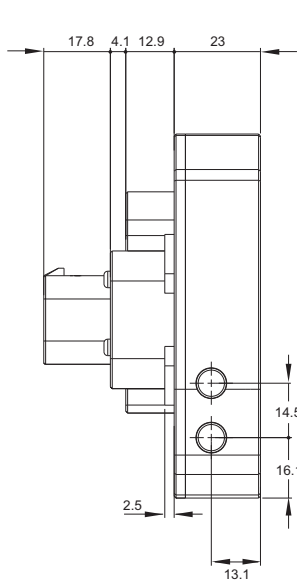
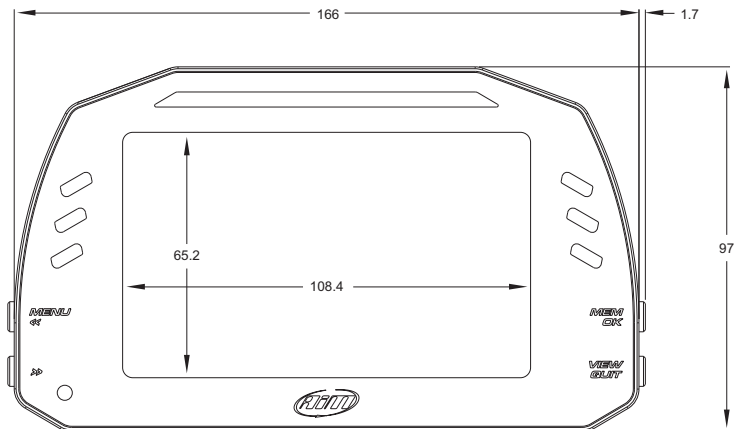
## Dash



Standard version



Street icons version





# AiM MXS Strada

## Dash

### Technical specifications

<b>Display</b>	5" TFT
<b>Resolution</b>	800x480 pixels
<b>Contrast</b>	600:1
<b>Brightness</b>	700cd/m2 - 1,100 Lumen
<b>Ambient light sensor</b>	Yes
<b>Alarm LEDs</b>	6 configurable RGB LEDs
<b>Shift Lights</b>	10 configurable RGB LEDs
<b>CAN connections</b>	2
<b>ECU connection</b>	CAN, RS232 or K-Line to 1,000+ industry leading ECUs
<b>External modules</b>	GPS Module, Channel Expansion, TC Hub, Lambda Controller, SmartyCam HD
<b>Analog inputs</b>	4 fully configurable, max 1,000 Hz each
<b>Digital inputs</b>	1 Speed input, coil RPM input
<b>Digital outputs</b>	1 (1 Amp max)
<b>Second CAN</b>	Yes
<b>Body</b>	Anodized Aluminum
<b>Pushbuttons</b>	Metallic
<b>Connectors</b>	2 AMP connectors
<b>Dimensions</b>	169.4x97x23 mm
<b>Weight</b>	480 g
<b>Power consumption</b>	400 mA
<b>Waterproof</b>	IP65

### Part numbers

<b>X21MXSSTRCAN</b>	MXS Strada with CAN + RPM harness (ECU)
<b>X21MXSSTROBD0</b>	MXS Strada with OBD harness (CAN+K)
<b>X21MXSSTRCAN1</b>	MXS Strada Street icons version with CAN + RPM harness (ECU)
<b>X21MXSSTROBD1</b>	MXS Strada Street icons version with OBD harness (CAN+K)
<b>V02573220</b>	23 pins AMP connector harness for MXS Strada - Standard version (optional) (see the drawing in the next page)

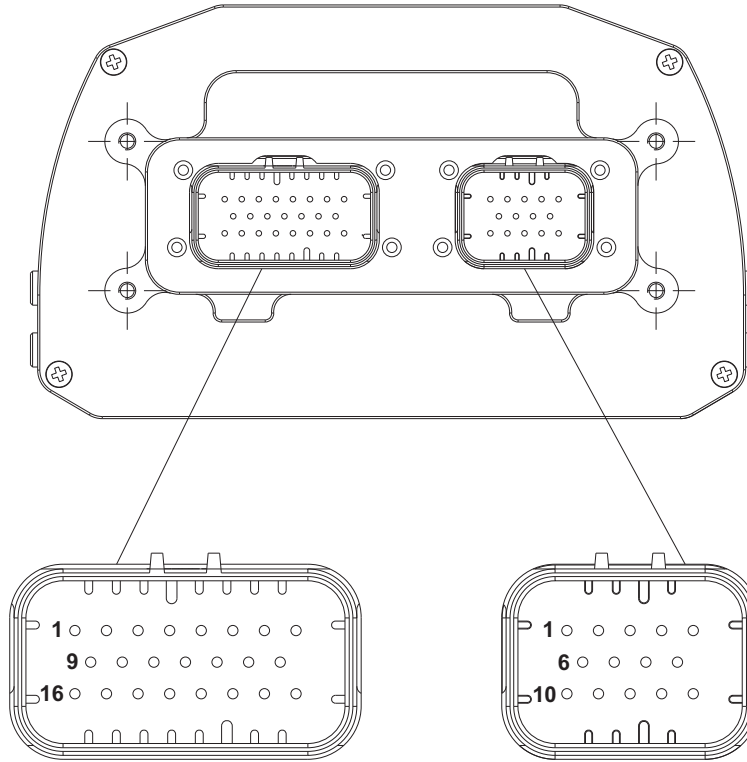


# AiM MXS Strada

## Dash

### Pinout

Pin	AMP 23 pin
1	Ain 1
2	gnd analog
3	+Vb out
4	+Vref
5	Ain 2
6	Ain 3
7	gnd analog
8	+Vb out
9	+Vref
10	Ain 4
11	rs232 TX
12	rs232 RX
13	Speed 1
14	gnd
15	+Vb out
16	Dout
17	gnd
18	can2+
19	can2-
20	gnd
21	LAP in
22	gnd
23	+Vb out

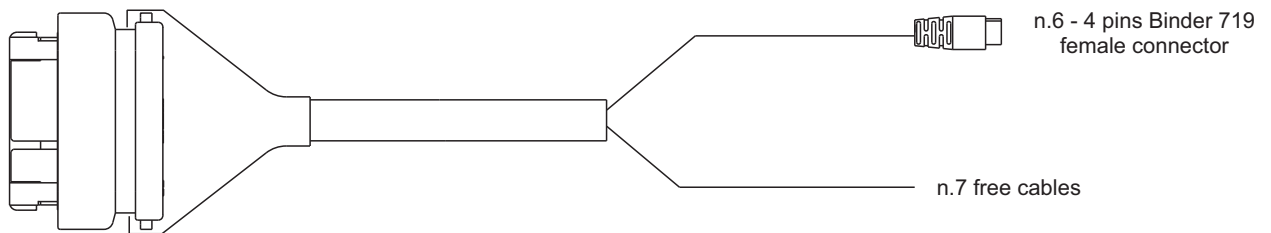


23 pins AMP panel male connector  
pinout ext view

14 pins AMP panel  
male connector  
pinout ext view

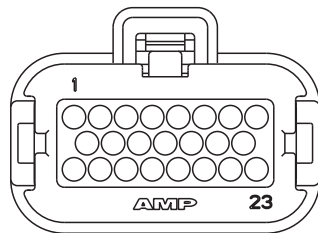
Pin	AMP 14 pin
1	9-15V Power in
2	gnd batt
3	can+ exp
4	gnd
5	+Vb out can
6	can- exp
7	+Vb ext can
8	can1+ ECU
9	can1- ECU
10	K line ECU
11	usb D+
12	usb D-
13	gnd USB
14	rpm

### 23 pins AMP connector harness for MXS Strada - Standard version (optional)




n.6 - 4 pins Binder 719  
female connector

n.7 free cables



23 pins AMP female  
connector pinout  
contact insertion view



4 pins Binder 719 female  
connector pinout  
solder termination view



# AiM MXS Strada

## Dash

### Product history

Rev	From serial number	Date	Changes
<b>Rev02</b>	<b>5301590</b>	Jul, 18th 2017	<ul style="list-style-type: none"><li>▪ <b>TFT Display:</b> to prevent breakage of the flat cable connection of the display, mounted two pieces of neoprene adhesive between the motherboard and the display</li></ul>
<b>Rev01</b>	<b>5301312</b>	Apr, 13th 2017	<ul style="list-style-type: none"><li>▪ <b>MXS-01B:</b> main board<ul style="list-style-type: none"><li>▪ Added correct reading battery voltage value</li></ul></li><li>▪ <b>PXL21B:</b> connectors interface board<ul style="list-style-type: none"><li>▪ HW modified to work with MXS-01B</li></ul></li></ul>